



# MODERN AND ENVIRONMENTALLY FRIENDLY TOILET SOLUTIONS

ENG 2023

For stationary structures • For mobile transportation • For health, industry and emergency relief



## When nature calls

When nature calls, it's good to know that civilization is near. Cinderella's Incineration Toilets are world-class. They do not require water. They are odourless and environmentally friendly. No handling of waste, only an insignificant quantity of ash remains.

## CONTENTS

Sustainable water free sanitation – for over 25 years	4
Our commitment to our environment and our society	4
Certificates and approvals	5
What is an incineration toilet?	6
How to use an incineration toilet	6
Cinderella on the web	7
Optimal installation - specially adapted to your Cinderella	8
What do I need in order to install correctly?	8
Key components in our accessory kits and installation packages	9
Cinderella <b>Freedom</b>	10
Cinderella <b>Comfort</b>	14
Cinderella <b>Urinal</b>	18
Cinderella <b>Travel</b>	20
Accessories for your incineration toilet	24
Incineration toilets for the professional market	26



# SUSTAINABLE WATER FREE SANITATION – FOR OVER 25 YEARS



Cinderella Eco Group is a family owned company located in Midsund, Molde municipality, with deep roots in the beautiful Norwegian fjord landscape.

More than 25 years ago, the first Cinderella incineration toilet saw the light of day and the demand for our water-free, ecological, non-sewered sanitation solutions has spread internationally with 60 % of our production for export markets. We're proud to say that all of our toilets are Made in Norway.

Until 2012, Cinderella incineration toilets were only available in the Nordic area, mainly to the leisure market and cottage owners. Today, we have a presence on all continents, not only for the private sector but for professional sectors such as aquaculture, crane manufacturers, railway companies, the mining and construction industries and to relief organizations.

The company is part of Sjøvik Group, which has operated from Sjøvika in Midsund since 1903. Odd Kjell Sjøvik, chairman, grandson of Sjøvik's founder and father of the current CEO of Cinderella Eco Group, developed the prototype and launched the adventure, first with production in Sweden and shortly after from Norway, in the municipality of Lyngen above the Arctic Circle. Here we produce every toilet we sell from this location and in 2022 we opened a brand new factory on the neighboring plot.



New factory in Lyngen, above the Arctic Circle. Photo: Frode Hansen

With our model adapted for transportation such as narrow boats, caravans and motor homes, we have also created an innovative solution for those who want toilet comfort while on the go.

At Cinderella Eco Group, we believe in creativity and innovative design and we are concerned about sustainability and our environment. Toilet solutions that do not need water and sewage can provide

answers to the serious challenges to health and to our society. With the help of modern technology and committed employees, we set the standard for the optimal trade in first-class toilet systems both for our customers and to be able to make a difference on a global scale.

**Cinderella is the natural choice for those who place high demands on quality and functionality – when nature calls.**

## OUR COMMITMENT TO OUR ENVIRONMENT AND OUR SOCIETY

At Cinderella Eco Group we design ecological solutions for the total management of toilet waste. In a world where water shortages and energy resources characterize areas with strong urbanization and population density, health challenges arise through failing or lacking sanitation. This is where Cinderella's incineration toilets can be an environmentally friendly alternative.

The UN's Sustainable Development Goals provide guidelines to important dimensions such as health, access to water and sanitation, innovation and responsible consumption, education and job creation as well as the preservation of life on earth and in water. Through our corporate social responsibility for the non-profit organization North South Partnership Aid, we are committed to contributing to the future of orphaned and vulnerable children in Kenya and Ethiopia. We donate our water-free

incineration toilets to children's villages that need safe sanitation, contributing to ensuring that precious water resources are used exclusively for hygiene, drinking and agriculture, not for flushing.

At Cinderella, we develop environmentally friendly waste solutions that do not require access to water and can be adapted to different needs. Our incineration technology uses energy sources such as LPG gas or electricity and where electricity can be harnessed from wind power or solar. The result of the process is only a minimal amount of bacteria-free ash that can be safely disposed of in ordinary household waste bins. In this way, we help to limit our ecological footprint, without the consumption of precious resources and without infectious or polluting emissions.

## CERTIFICATES AND APPROVALS

Cinderella Incineration Toilets are designed with the highest quality materials to meet the highest standards and operational reliability.

Our toilets have defined and set the standard for incinerating toilets since 1997 and we work actively to ensure that incineration technology is recognized worldwide as an environmentally friendly, water-free, total waste handling solution.

Cinderella Incineration Toilets meet both national and international certifications and regulatory demands and we work with a number of accredited companies to assure our customers that safety and quality are maintained at all times. Through careful analysis, Cinderella Eco Group has chosen the agencies and testing laboratories that we believe have the best expertise and

experience to provide a reliable and credible approval for our clients.

**Read more about our certifications and approvals at [cinderellaeco.com](https://cinderellaeco.com)**



## WHAT IS AN INCINERATION TOILET?


An incineration toilet is a water-free toilet where bio waste products are burned at high temperatures to a minimum amount of ash, resulting in a teacup for four people after one week's use. The waste is safely incinerated in a closed incineration chamber, and the pollution-free gases from the incineration process are discharged through a separate exhaust pipe.

Incinerating toilets are a total waste solution, which means they get rid of all the waste. There are no additional processes or messy emptying routines, such as other toilet systems require. The solution is odorless and hygienic. The bacteria-free ash is completely free of all pathogens and can be discarded


with the household garbage. Incineration toilets are a popular toilet alternative since they don't require water or expensive sewage connection. With an incineration toilet it's possible to achieve almost the same toilet comfort as flushing toilets, without the considerable costs associated with sewage systems.

Cinderella Incineration Toilets are the market leader in Europe and have been produced since 1997. All our toilets are manufactured in Norway to the highest quality and reliability standards. Our products are certified and approved according to current regulatory demands in each country we operate, which is a security for all our customers.

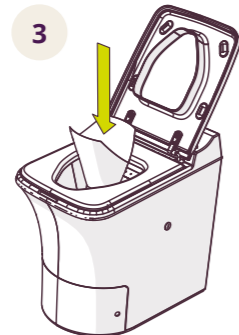
## HOW TO USE AN INCINERATION TOILET




1 Check that the green light on the control panel is lit, indicating the unit is powered and ready for use.




2 Lift the toilet lid and seat. A red light starts flashing. The ventilation fan starts.



3 Place a bowl liner in the bowl. Use a new bowl liner for every visit.



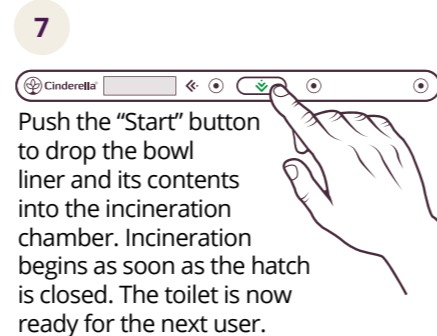
4 Lower the seat. The toilet is ready for use.



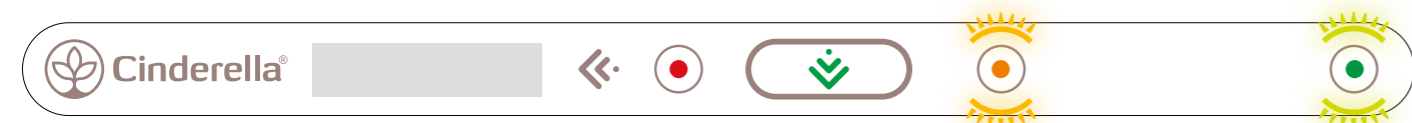
5 Use the toilet as usual. If little waste is produced, it may be helpful to pour some water into the bowl to add weight.



6 Close the toilet lid.



7 Push the "Start" button to drop the bowl liner and its contents into the incineration chamber. Incineration begins as soon as the hatch is closed. The toilet is now ready for the next user.



8 A constant yellow light will display during active incineration. The toilet may be used at any point. This will temporarily interrupt incineration. Incineration time may vary based on the number of visits and amount of waste.



## REGISTER YOUR PRODUCT

Register your Cinderella Incineration Toilet and take advantage of the functions «My Cinderella» offers as a simple and easy way to communicate with us and get firsthand information relative to your particular toilet and model.



Learn more about our products



Service/support



Useful videos



Manuals for downloading



Find your nearest Cinderella dealer



Customer reviews



Register your product



«My Cinderella» advice tailored to your product



## OPTIMAL INSTALLATION - SPECIALLY ADAPTED TO YOUR CINDERELLA

Installing a Cinderella is easy and requires no external tanks or the use of water and sewage. A ventilation system for air in / out must be installed, and it is important that this is done in accordance with our recommendations for good operational reliability and longevity.

The toilet's most important prerequisite for satisfactory performance is correct installation. With our original installation packages, you are ensured the best conditions for success. In 2022 we launched model-adapted installation packages that contain everything you need for an optimal installation\*. This will not only contribute to making it easy for you, but it will also assist you in installing your toilet according to our recommendations.

*\* Optimal installation is an installation without extra bends on the exhaust pipe. If you need bends beyond what is included in the installation package, they can be purchased through our online store or at our dealers. Please refer to the installation manual for alternative installations for your product.*



## WHAT DO I NEED IN ORDER TO INSTALL CORRECTLY?

The packaging containing our toilets contains a product manual and a box of original bowl liners. All necessary parts for an optimal installation can be found in our additional original and complete installation packages. Our installation package consists of 2 boxes.

We have packed the toilet unit, original model-adapted components and pipes in 3 different boxes. You will need all 3 in order to install your toilet successfully. Read more about our original complete installation packages and their contents under "Accessories for your incineration toilet" on page 24.



The example above shows Cinderella Comfort and the contents of the Cinderella Comfort original installation package complete.

## NEW AND IMPROVED COMPONENTS IN OUR ORIGINAL INSTALLATION PACKAGES

We have upgraded several of the components in our installation packages. Our new, black pipes are optimized for ventilation, and UV-stabilized to avoid color fading over time. The flue terminal cap is important for optimal incineration and helps to keep the ventilation pipe free of twigs, leaves and other debris. Our new flue terminal cap has a streamlined design and is available in black to match our new pipes. The elbow bend with condensation connector replaces our traditional T-bend. The bend is, like the flue pipes, UV-stabilized and will not fade over time. The bend also has the option of connecting to the condensation trap, most appropriate when the flue pipe is mounted inside the room.

Please note that new components are sold loosely as accessories and can easily replace older components on already existing installations.

**NEW, IMPROVED CAP**  
Streamlined design and better airflow in the pipe.



**UV-STABILIZED PIPES**  
Black, matte color that will not fade over time. Optimized for ventilation.



**BEND W / CONDENSATION CONNECTOR**  
Better airflow, easier installation and cleaning. The option to connect a condensation trap (indoors).



**CONDENSATION TRAP**  
Condensation trap for installation on an indoor pipe. Sold as a separate accessory.



The example shows the installation of a Cinderella Comfort.



ENERGY SOURCE  
LPG GAS






# Freedom

PROPANE GAS POWERED  
INCINERATION TOILET

Cinderella Freedom (formerly known as Cinderella GAS) is a propane-powered, water free incineration toilet that incinerates all toilet waste at high temperatures, producing a minimal amount of sterile ash. It is specially adapted for areas with limited or no access to the power grid. As with all toilets from Cinderella Eco Group, the Cinderella Freedom doesn't require water or sewage, thus saving costly sewage connections. The toilet is easy to install and comes with an easy-to-use LCD display which provides notifications and alerts when the ash container is full and should be emptied.

Cinderella Freedom is based on the same high quality that characterizes the Cinderella Comfort model, but uses propane gas instead of electricity to power the incineration process. This means that you can use your Cinderella Freedom incineration toilet even in areas where there is little or no access to 230V electrical power. The toilet is especially suitable for cabins that are not connected to the main power grid. All you need is 12V DC to control the electronics in the toilet.

-  Cottages, leisure homes and Tiny Homes
-  Energy source: LPG Gas
-  Capacity: 4 visits per hour



# ENERGY SOURCE LPG GAS



- Perfect for areas with little or no access to electricity
- No water, no sewage
- Made in Norway
- 3-year warranty



## CINDERELLA FREEDOM INCINERATION TOILET

For prices contact  
your local dealer

## WHY CHOOSE FREEDOM?

### DOES NOT REQUIRE ACCESS TO ELECTRICITY

Cinderella Freedom does not require electricity but uses LPG propane gas as an energy source instead of electricity to conduct the incineration process. This makes Freedom perfect for off grid installations.



### LCD DISPLAY


Cinderella Freedom comes with an information display that shows you the status and other notifications. The display notifies you when the ash container needs to be emptied, in addition to signal lights and sound notifications. The display can be set to 7 different languages.

## INSTALLING CINDERELLA FREEDOM



The most important prerequisite for a well-functioning toilet is correct installation. Cinderella incineration toilets are easy to install, and many of our customers manage the installation of the toilet themselves. It is important that you familiarize yourself well with our recommendations for installation in the manual provided with the toilet and have the necessary tools available for a correct installation.

**TIP!** Tip! Check out our YouTube channel [Cinderella Incineration Toilets](#) where you will find simple and useful installation videos



### TECHNICAL SPECIFICATIONS:

- Height: 600 mm / Seated height: 540 mm
- Width: 390 mm
- Depth: 590 mm
- Weight: 34 kg
- Capacity: 4 visits per hour
- Ventilation duct/pipe: 110 mm ext.
- Standby electric power requirement: 0,005 Amp
- Electric power requirement for incineration: 1,3 Amp
- Gas consumption: 160-190 gr. pr. incineration
- Maximum burner effect: 2,87 kW
- Power requirement: 12V DC 11-14,4 V, 4 Amp
- Max weight tolerance: up to 200 kg

### OTHER FEATURES FREEDOM:

- 230V power supply not required
- Perfect for powerless installations
- A high quality product made in Norway
- Easy to use and childproof
- Low-noise
- LCD display with notifications
- Requires only 12V DC, a gas supply and inlet/outlet air
- Comfortable indoor climate, no smell
- Certified and approved in accordance with applicable regulations.
- Complete toilet solution, incinerates all waste
- No water supply required (no indoor or outdoor tank)

### THIS IS INCLUDED WITH THE FREEDOM: YOU ALSO NEED:




- Cinderella Freedom Incineration Toilet
- Product manual
- Cinderella original bowl liner (100 pcs)



### CINDERELLA FREEDOM ORIGINAL INSTALLATION KIT COMPLETE

Read more on page 24.

ENERGY SOURCE  
ELECTRICITY






# Comfort

THE MARKET'S MOST EFFICIENT  
AND ENVIRONMENTALLY FRIENDLY  
INCINERATION TOILET

Our water free incineration toilet, the Cinderella Comfort, is Cinderella Eco Group's latest concept for cabins and leisure homes, renowned for its sustainable and environmentally friendly design and performance, with no polluting emissions. The Comfort comes with a closed air system, which creates a better indoor environment and doesn't affect the temperature of the room where the toilet is installed. Cinderella Comfort also comes with an LCD display that shows notifications and status at all times.

We named this model "Comfort" because it provides a safe, comfortable and user-friendly experience compared to other incineration toilets on the market. Comfort has a closed air system where fresh air for the incineration process is supplied via a separate air pipe, which provides a significantly better indoor climate. This prevents the room temperature from dropping and avoids conflicts with other air-dependent installations such as kitchen ventilation fans, fireplaces and wood-burning stoves.

-  Cottages, leisure homes and Tiny Homes
-  Energy source: electricity
-  Capacity: 4 visits per hour



**ENERGY SOURCE  
ELECTRICITY**



- Complete waste handling solution, incinerates all waste
- No water, no sewage
- Made in Norway
- 3-year warranty




### CINDERELLA COMFORT INCINERATION TOILET

For prices contact  
your local dealer

## WHY CHOOSE COMFORT?

### ENCLOSED VENTILATION SYSTEM

Cinderella Comfort is based on a closed air system. This new system with a controlled intake and exhaust system ensures optimal combustion and energy consumption. Cinderella Comfort is CE-marked and approved by NEMKO.



### LCD DISPLAY

Cinderella Comfort comes with an information display that shows you the status and other notifications. The display notifies you when the ash container needs to be emptied, in addition to signal lights and sound notifications. The display can be set to 7 different languages.

## INSTALLING CINDERELLA COMFORT



The most important prerequisite for a well-functioning toilet is correct installation. Cinderella incineration toilets are easy to install, and many of our customers manage the installation of the toilet themselves. It is important that you familiarize yourself well with our recommendations for installation in the manual provided with the toilet and have the necessary tools available for a correct installation.

**TIP!**

Tip! Check out our YouTube channel [Cinderella Incineration Toilets](#) where you will find simple and useful installation videos



### TECHNICAL SPECIFICATIONS:

- Seated height: 540 mm
- Height: 600 mm
- Width: 390 mm
- Depth: 590 mm
- Weight: 34 kg
- Capacity: 4 visits per hour
- Ventilation duct / pipes: 110 mm external dimensions
- Incineration power: 2000 W
- Energy consumption per incineration: 1-2 kWh
- Power requirement: 220 - 240 V, 10A
- Max weight tolerance: up to 200 kg

### OTHER FEATURES COMFORT:

- Easy to use and childproof
- Low-noise
- Scandinavian design
- LCD display with notifications
- Easy installation, closed air system
- Comfortable indoor climate, no smell
- Certified and approved in accordance with applicable regulations CE-marked
- No water supply required (no indoor or outdoor tank)
- Reliable, suitable for cold areas

### THIS IS INCLUDED WITH THE COMFORT: YOU ALSO NEED:



- Cinderella Comfort Incineration Toilet
- User and installation manual
- Cinderella original bowl liner (100 pcs)



### CINDERELLA COMFORT ORIGINAL INSTALLATION KIT COMPLETE

Read more on page 24.

**DOES NOT REQUIRE WATER OR ENERGY**



Ideal for cottages, leisure homes and Tiny Homes in combination with any one of our incineration toilets



Water-free



Unisex model



### CINDERELLA URINAL

For prices contact your local dealer

### AN ODORLESS TOILET SOLUTION WITHOUT USING WATER

The Cinderella Urinal is a water-free toilet solution that is intended for urination only (toilet paper must be disposed of separately). It is very suitable as an additional toilet for Cinderella incineration toilets. The urine is fed through a drain to a suitable receptacle, such as a sand filter or a collection tank. The urinal is used completely without water and is 100 % odorless.

Cinderella Urinal is easy to install, and you can choose whether the drainpipe should go through the floor or wall. A 50 mm drainpipe is used to lead the urine to a suitable receptacle. The urinal is attached to the substrate with screws or by using silicone. Once the Cinderella Urinal is installed and the drainpipe to the receptacle is connected, the urinal is ready for use.

Cinderella Urinal is a unisex model that can be used by all genders and is reserved for urination only. It is equipped with a membrane odor barrier, which prevents odors. The solution does not require barrier fluid or water to work and is therefore always frost-free.



### CLEANING AND MAINTENANCE



You clean the toilet like a normal toilet, but it is not recommended to use chemicals. You should use water only or water with biological green soap. You may want to polish the toilet bowl with car/boat wax (non-abrasive) to preserve the surface's fine finish and to prevent odours.



### TECHNICAL SPECIFICATIONS:

- Seated height: 420 mm
- Height: 460 mm
- Width: 340 mm
- Depth: 500 mm
- Weight: 6 kg
- Drain pipe: 50 mm
- Max weight tolerance: 150 kg



### OTHER FEATURES URINAL:

- Waterless urinal
- Unisex model, for both men and women
- Hygienic
- Frost proof
- Odour barrier to prevent odours
- Easy to install
- A high quality product made in Norway
- 3-year warranty

### THIS IS INCLUDED WITH THE URINAL:

- Cinderella Urinal
- Installation manual
- Odor seal with drain
- Tools for assembly
- Filter with sleeve



### YOU ALSO NEED:

For a complete installation of the Urinal you will also need 50 mm drainpipes. This can be purchased at your local hardware store.

### ODOUR BARRIER:

Cinderella Urinal is equipped with an odour barrier, preventing undesirable odours inside the toilet room.



Cinderella Urinal is only a toilet for urination, and is a unisex model that can be used by both genders.



ENERGY SOURCE  
LPG GAS



# Travel

IDEAL FOR RECREATIONAL  
VEHICLES, NARROW BOATS,  
AND CHANNEL BOATS

Many are familiar with Cinderella Incineration Toilets designed for transportation options such as narrow boats, channel boats and recreational vehicles such as campers and mobile homes, under the name Motion. Cinderella Travel represents a totally new way to handle waste, easily, without the hassle of emptying in designated areas. The toilets are designed and produced in Norway, known for longevity and high quality with excellent capacity and sustainable, ecological design – without polluting outcomes. Cinderella Travel provides a hygienic and easy way to dispose of toilet waste safely, either on the road or on the water.

Cinderella Travel was first launched on the market as "Cinderella Motion" in 2013 as a further product development from the popular incineration toilets provided by Cinderella Eco Group, which have been available since 1997. Environmentally friendly Travel does not require electrical power and uses only LPG gas and 12V control power.



Ideal for campers



Energy source: LPG gas



Recreational vehicles



Capacity: up to 6 people



Narrow boats

**ENERGY SOURCE**  
LPG GAS



- Complete waste handling solution, incinerates all waste
- Does not use water
- No need for tanks or containers
- No need for frost protection



CINDERELLA TRAVEL  
INCINERATION TOILET

For prices contact  
your local dealer

**DON'T FORGET THE BOWL LINER!**  
The bowl liners transport toilet waste to the bottom of the toilet for incineration and are an important accessory to keep your toilet clean and hygienic.

ADAPTED TO  
CINDERELLA  
TRAVEL



**PRACTICAL LIFTING MECHANISM**  
The Cinderella Travel is equipped with a practical lifting mechanism which lifts the outer shell in a simple motion. The mechanism makes for easy access to the ash tray for emptying.



## INSTALLING CINDERELLA TRAVEL

### FACTORY INSTALLED

Cinderella Travel is a product that requires skill in order to be installed correctly, which is why this is performed from the manufacturers at their factory. It is important that the Travel is installed correctly and in accordance with installation instructions. We work with large and small manufacturers, and the list of providers is constantly expanding.



### RETROFITTING

Cinderella Travel can also be retrofitted into existing Caravans, RV's, narrow boats and channel boats. This will require replacing old toilets, applies access to 12V control power and LPG Gas in addition to ensuring adequate air supply to the toilet. You must also install an exhaust pipe from the toilet that goes up beyond the roof. On our website, you will find an overview of which dealers are retrofitting in your area.

### TECHNICAL SPECIFICATIONS:

- Height: 540 mm / Seat height: 490 mm
- Width: 390 mm
- Depth: 590 mm
- Weight: 20 kg
- Capacity: Up to 6 people
- Standby Power Consumption: 0.005 Amp
- Power consumption (incineration): 1.3 Amp
- Gas consumption: 140-180 g per incineration
- Exhaust fan: 12V DC
- Gas: Propane (30 mbar pressure)
- Electrical power supply: 12V DC / 4 Amp (11-14.4V)
- Maximum burner effect: 2,87 kW

### OTHER FEATURES TRAVEL:

- Can replace most traditional toilet solutions for motor homes/caravans
- No need for tanks or containers, everything is emptied from the inside
- Produces little waste, end product is clean ash
- Environmentally friendly solution
- A high quality product made in Norway
- Easy to use and childproof
- Comfortable indoor climate, no smell
- DBI approved and CE-marked
- High capacity, approx. 70 toilet visits before emptying
- 3-year warranty

### THIS IS INCLUDED WITH THE TRAVEL:

- Travel incineration toilet
- User manual and Installation manuals
- 100 pcs Bowl liners
- Roof feed through flange
- Docking frame
- Chimney top
- Winter extension
- Control panel
- Mounting screws



### YOU ALSO NEED:



CINDERELLA TRAVEL (MOTION)  
ORIGINAL INSTALLATION KIT  
Read more on page 24.



# ACCESSORIES FOR YOUR INCINERATION TOILET



## CINDERELLA COMFORT ORIGINAL INSTALLATION KIT COMPLETE

Everything you need for an optimal installation: 1 x Wind Shield, 1 x Flue Terminal Cap, 1 x Elbow 87 degrees, 3 x Pipe clamps/fasteners, 2 x Pipes 500 mm, 5 x Pipes w/sleeve 1000 mm.




## CINDERELLA FREEDOM ORIGINAL INSTALLATION KIT COMPLETE

Components and pipes for an optimal installation: 1 x Air valve, 1 x Flue terminal cap, 1 x Elbow 87 degrees, 3 x Pipe clamps/fasteners, 2 x Pipes 500 mm, 5 x Pipes w/sleeves 1000 mm. *Gas regulator is not included in this kit.*



**CINDERELLA LINER HOLDER PLASTIC**  
Practical and space-saving liner holder. Holds approx. 50 original bowl liners.

Fits the following models:  
● Comfort ● Travel ● Freedom



**CINDERELLA LINER HOLDER**  
Holds a carton of 500 original bowl liners. White lacquered steel.

Fits the following models:  
● Comfort ● Travel ● Freedom



**CINDERELLA ROOF FEED-THROUGH**  
For pipe installations that goes through a roof or roof protrusion.

Fits the following models:  
● Comfort ● Travel ● Freedom



**CINDERELLA WIND SHIELD**  
Wind shield for exterior mounting on outside wall, in front of the inlet air pipe.

Fits the following models:  
● Comfort ● Travel ● Freedom



## CINDERELLA TRAVEL (MOTION) ORIGINAL INSTALLATION KIT

Installation kit containing exhaust pipe, Insulation sleeve for exhaust pipe, hose clamps, Air intake pipes, Connection for exhaust.



**CINDERELLA ORIGINAL BOWL LINERS**  
500 ea. Specially developed for the Cinderella Incineration toilets.

Fits the following models:  
● Comfort ● Travel ● Freedom



**CINDERELLA ORIGINAL BOWL LINERS**  
500 ea. Specially developed for the Cinderella Travel Incineration toilet.

Fits the following models:  
● Comfort ● Travel ● Freedom



**CINDERELLA AIR VALVE**  
Air intake valve for Cinderella Freedom.

Fits the following models:  
● Comfort ● Travel ● Freedom



**CINDERELLA FLUE TERMINAL CAP**  
New, streamlined design. Less resistance – increased air flow.

Fits the following models:  
● Comfort ● Travel ● Freedom



**CINDERELLA CONDENSATION TRAP**  
Condensation trap for flue pipes. For flue pipes mounted indoors.

Fits the following models:  
● Comfort ● Travel ● Freedom



**CINDERELLA TRAVEL INSERT FOR ASHTRAY**  
Fits Cinderella Travel. Round bottom.

Fits the following models:  
● Comfort ● Travel ● Freedom



**NEW 2023**

## CINDERELLA TRAVEL BUILD-IN-BOX

Simplifies the installation of Cinderella Travel. Prefabricated installation box for exhaust pipes and the toilet's installation parts. Contains 1 x installation box, 2 x pipe cover, 12 x screw plugs, 1 x bracket, 1 x installation manual.

Fits the following models:  
● Comfort ● Travel ● Freedom



**CINDERELLA FOOT REST**  
A specially designed foot rest should it be needed. Safe grip surface.

Fits the following models:  
● Comfort ● Travel ● Freedom



**CINDERELLA MAINTENANCE KIT**  
For easy cleaning and maintenance of your Cinderella incineration toilet.

Fits the following models:  
● Comfort ● Travel ● Freedom



**CINDERELLA INSERT FOR ASHTRAY**  
Fits models produced after 2006. Flat bottom.

Fits the following models:  
● Comfort ● Travel ● Freedom



**CINDERELLA ELBOW 45 DEGREES**  
Elbow 45° for ventilation pipes. UV-stabilized color. Black, matt finish. 110 mm.

Fits the following models:  
● Comfort ● Travel ● Freedom



**CINDERELLA ELBOW 87 DEGREES**  
Elbow 87° with condensation connector. Black, matt finish. 110 mm.

Fits the following models:  
● Comfort ● Travel ● Freedom

*For prices contact your local dealer*

# INCINERATION TOILETS FOR THE PROFESSIONAL MARKET SUCH AS INDUSTRY AND EMERGENCY RELIEF



INCINERATION TOILETS ARE SUITABLE FOR MANY PROFESSIONAL SECTORS:

-  Tiny Houses
-  Ships
-  Workmen's sheds
-  Cranes
-  Mobile units
-  Trains



Go to our website and read more about incineration toilets for the professional market.



The professional interest in Cinderella Incineration Toilets is growing worldwide. We provide solutions for the fishing industry such as feeding platforms in Norway and Scotland, crane manufacturers (crane cabins), railroad companies, mining and building and construction industry. We also provide solutions for emergency relief organizations where operational field teams are equipped with Cinderella Incineration Toilets.

## AREAS OF USE:

1. The Cinderella Incineration Toilet is well suited to workers barracks and site welfare.
2. Incineration toilets in the Norwegian mountains! Field testing for hiking tourists.
3. Cost efficient and sustainable waste handling with the Cinderella. Mining barracks in Australia.

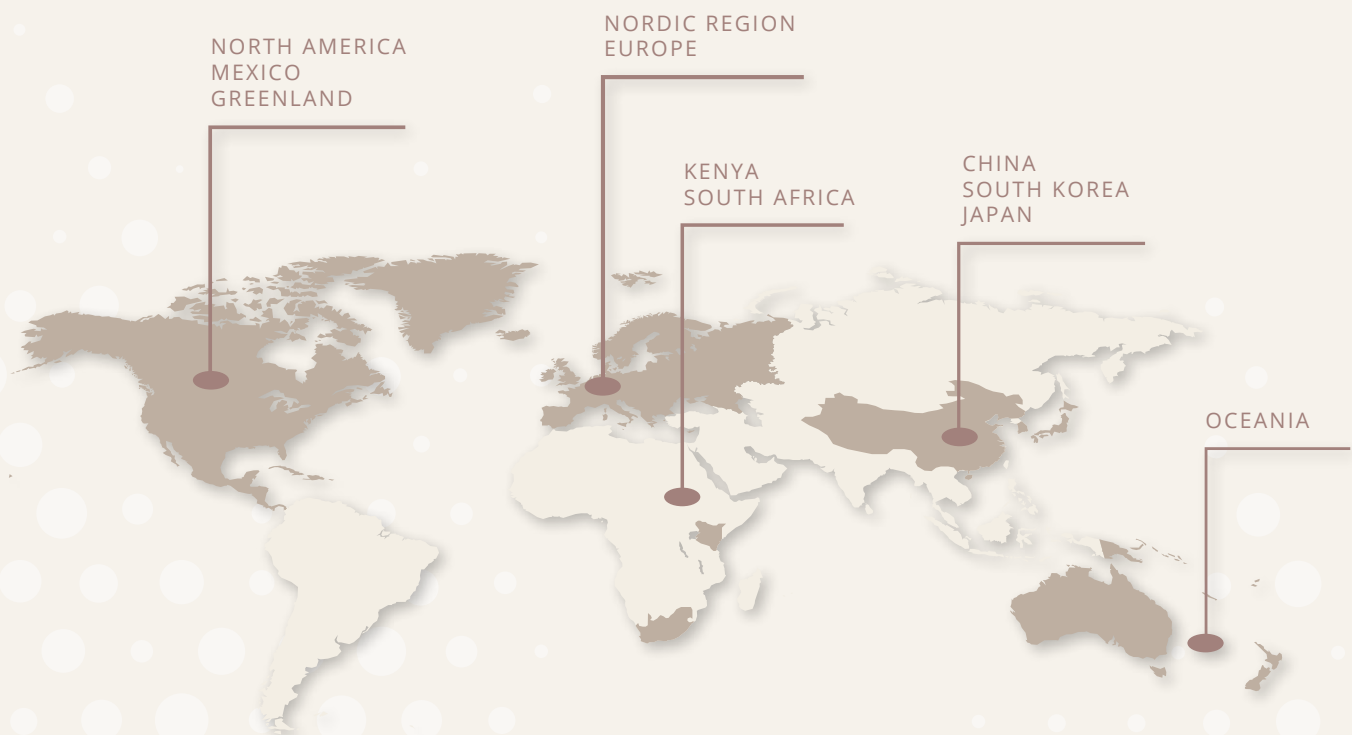




Dealer:

 Made in Norway

## CINDERELLA'S GLOBAL PRESENCE



**Cinderella**<sup>®</sup>  
Cinderella Eco Group

Cinderella Eco Group AS  
Sjøvikvegen 67, NO-6475 Midsund, Norway  
[www.cinderellaeco.com](http://www.cinderellaeco.com)